

COMBICOM



GB Installation Manual Inverter Radio Module

Mat.No.	Rev.
CH58NEB-0000	1A





Table of Contents




1.	Introduction	4
1.1	General information	4
1.2	Validity	4
1.3	Qualification	5
1.4	Order data.....	6
1.5	Product description	6
1.6	Application instructions	6
2.	Hardware	7
2.1	Description of the inverter radio module	7
2.5	Technical data.....	7

Inverter Radio Module

1. Introduction

1.1 General information

Before working with the unit the user must become familiar with it. This includes especially the knowledge and observance of the **safety and warning directions**. The pictographs used in this instruction manual have following meaning:

	Danger	Indicates danger to life by electric current.
	Warning	Indicates possible danger to life or danger of injury.
	Note	Indicates tips and additional information.

1.2 Validity

This manual as well as the specified hardware and software are developments of the Karl E. Brinkmann GmbH. Errors and omissions excepted! The Karl E. Brinkmann GmbH have prepared the documentation, hardware and software to the best of their knowledge, however, no guarantee is given that the specifications will provide the efficiency aimed at by the user. The Karl E. Brinkmann GmbH reserves the right to change the specifications without prior notification or further obligation. All rights reserved.

The information contained in the technical documentation, as well as any user-specific advice in spoken and written and through tests, are made to best of our knowledge and information about the application. However, they are considered for information only without responsibility. This also applies to any violation of industrial property rights of a third-party.

Inspection of our units in view of their suitability for the intended use must be done generally by the user. Inspections are particularly necessary, if changes are executed, which serve for the further development or adaption of our products to the applications (hardware, software or download lists). Inspections must be repeated completely, even if only parts of hardware, software or download lists are modified.

	Inspection by the user	Application and use of our units in the target products is outside of our control and therefore exclusively in the area of responsibility of the user.
	Use under special conditions	The used semiconductors and components of KEB are developed and dimensioned for the use in industrial products. If the KEB COMBIVERT is used in machines, which work under exceptional conditions or if essential functions, life-supporting measures or an extraordinary safety step must be fulfilled, the necessary reliability and security must be ensured by the machine builder.

1.3 Qualification

All work from the transport, to installation and start-up as well as maintenance may only be done by qualified personnel (IEC 364 and/or CENELEC HD 384 or DIN VDE 0100 and note national safety regulations). According to this manual qualified staff means those who are able to recognise and judge the possible dangers based on their technical training and experience and those with knowledge of the relevant standards and who are familiar with the field of power transmission (VDE 0100, VDE 0160 (EN 50178), VDE 0113 (EN 60204) as well as those who note the valid local regulations).

	Danger by high voltage	KEB electronic components contain dangerous voltages, which can cause death or serious injury. Depending on the protective system they can have live parts, bright parts, if necessary also moving parts, as well as hot surfaces during operation. Care should be taken to ensure correct and safe operation to minimise risk to personnel and equipment.
--	------------------------	---

1.4 Order data

Inverter radio module	00.58.060-0030
Set Portable Operator Wireless	00.58.060-0010
Adapter DSUB9 to RJ45	00.F5.0C0-0020

1.5 Product description

The inverter radio module is used for wireless communication with KEB units which have a DIN66019 interface or a HSP5 interface. A „portable operator“ can be used as counterpart.

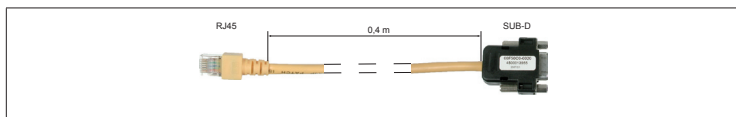
Here the "portable operator" represents the master and the inverter radio module the slave.

The inverter radio module supports the following baud rates:

9.6 kBd	19.2 kBd	38.4 kBd
57.6 kBd	100 kBd	125 kBd

An automatic baud rate search is supported within specified baud rates. The inverter radio module can be used exclusively for the communication with KEB units at the interfaces specified above.

The inverter radio module must be plugged directly on the interface. A 0.2 m, 1:1 cable can be used as extension. Use adapter DSUB9 to RJ45 (00.F5.0C0-0020) to connect the HSP5 interface by RJ45 socket.





1.6 Application instructions

- Only one of the specified baud rates can be recognized by the converter.
- The node address (parameter SY6) must be adjusted identically on both radio interfaces.
- Simultaneously operation of several master-slave combinations in the same transmission range is not possible. A master can serve several slaves.
- A change of the node address (parameter SY6) is transferred on slave side only after power-on reset by the inverter radio module.

Hardware

2. Hardware

2.1 Description of the inverter radio module

	The serial side supports: DIN66019 (RS 232)/HSP5 (TTL level) The type of interface is automatically detected by the converter.
	

2.5 Technical data

General	
Dimension (HxBxL)	20 x 35 x 88 mm
Weight	30 g
Ambient conditions during operation	-10°...45°C
Ambient conditions at storage	-25°...70°C
Climatic category (EN60721-3-3)	3 K 3

	HSP5	DIN66019II
Rated voltage*	24 V	5 V
Rated current	approx. 30 mA	approx. 80 mA
max. number of units	240	240
Initialization time	approx. 3 seconds	max. 3 minutes

* Voltage supply via interface

Radio range in free field: 100 m

Radio frequency: 2.4 GHz

Certification: EU-wide postal approved module



Karl E. Brinkmann GmbH

Försterweg 36-38 • D-32683 Barntrup
fon: +49 5263 401-0 • fax: +49 5263 401-116
net: www.keb.de • mail: info@keb.de

KEB worldwide...

KEB Antriebstechnik Austria GmbH

Ritzstraße 8 • A-4614 Marchtrenk
fon: +43 7243 53586-0 • fax: +43 7243 53586-21
net: www.keb.at • mail: info@keb.at

KEB Antriebstechnik

Herenveld 2 • B-9500 Geraardsbergen
fon: +32 5443 7860 • fax: +32 5443 7898
mail: vb.belgien@keb.de

KEB Power Transmission Technology (Shanghai) Co.,Ltd.

No. 435 QianPu Road, Songjiang East Industrial Zone,
CHN-201611 Shanghai, P.R. China
fon: +86 21 37746688 • fax: +86 21 37746600
net: www.keb.cn • mail: info@keb.cn

KEB Antriebstechnik Austria GmbH

Organizační složka
K. Weise 1675/5 • CZ-370 04 České Budějovice
fon: +420 387 699 111 • fax: +420 387 699 119
net: www.keb.cz • mail: info.keb@seznam.cz

KEB Antriebstechnik GmbH

Wildbacher Str. 5 • D-08289 Schneeberg
fon: +49 3772 67-0 • fax: +49 3772 67-281
mail: info@keb-combidrive.de

KEB España

C/ Mitjter, Nave 8 - Pol. Ind. LA MASIA
E-08798 Sant Cugat Sesgarrigues (Barcelona)
fon: +34 93 897 0268 • fax: +34 93 899 2035
mail: vb.espana@keb.de

Société Française KEB

Z.I. de la Croix St. Nicolas • 14, rue Gustave Eiffel
F-94510 LA QUEUE EN BRIE
fon: +33 1 49620101 • fax: +33 1 45767495
net: www.keb.fr • mail: info@keb.fr

KEB (UK) Ltd.

6 Chieftain Business Park, Morris Close
Park Farm, Wellingborough GB-Northants, NN8 6 XF
fon: +44 1933 402220 • fax: +44 1933 400724
net: www.keb-uk.co.uk • mail: info@keb-uk.co.uk

KEB Italia S.r.l.

Via Newton, 2 • I-20019 Settimo Milanese (Milano)
fon: +39 02 33535311 • fax: +39 02 33500790
net: www.keb.it • mail: kebitalia@keb.it

KEB Japan Ltd.

15-16, 2-Chome, Takanawa Minato-ku
J-Tokyo 108-0074
fon: +81 33 445-8515 • fax: +81 33 445-8215
mail: info@keb.jp

KEB Korea Seoul

Room 1709, 415 Missy 2000
725 Su Seo Dong, Gang Nam Gu
ROK-135-757 Seoul/South Korea
fon: +82 2 6253 6771 • fax: +82 2 6253 6770
mail: vb.korea@keb.de

KEB RUS Ltd.

Lesnaya Str. House 30, Dzerzhinsky (MO)
RUS-140091 Moscow region
fon: +7 495 550 8367 • fax: +7 495 632 0217
net: www.keb.ru • mail: info@keb.ru

KEB Sverige

Box 265 (Bergavägen 19)
S-43093 Hälsö
fon: +46 31 961520 • fax: +46 31 961124
mail: vb.schweden@keb.de

KEB America, Inc.

5100 Valley Industrial Blvd. South
USA-Shakopee, MN 55379
fon: +1 952 224-1400 • fax: +1 952 224-1499
net: www.kebamerica.com • mail: info@kebamerica.com

More and newest addresses at <http://www.keb.de>

© KEB	
Mat.No.	CH58NEB-0000
Rev.	1A
Date	12/2010